

Trimble Grade Control Systems

GCS900 2D for Motor Graders

Trimble offers the heavy and highway contractor the broadest range of Grade Control Systems in the industry. From 2D laser or sonic based to 3D GNSS or Total Station based, Trimble systems are rugged, easy to use, fully upgradeable, portable, and flexible to meet a wide range of application and jobsite requirements.

The Trimble® GCS900 Grade Control System with automatic blade control maximizes motor grader performance. Whether grading simple pads and slopes or complex design surfaces and alignments the operator can get to grade at high speeds, without sacrificing grade control accuracy or quality of the final graded surface.

Trimble GCS900 2D Grade Control System for Motor Graders

Configuration	Application
Cross Slope - only	Road maintenance Road construction Sports fields Embankments Road ditches
Single or Dual Laser with Cross Slope	Small-to-large housing and building, pads Medium/large commercial sites Sports fields
Single or Dual Sonic with Cross Slope	Road construction Material balancing Highway construction and maintenance
Single Sonic or Single Laser with Cross Slope	Runways Embankments Road ditches

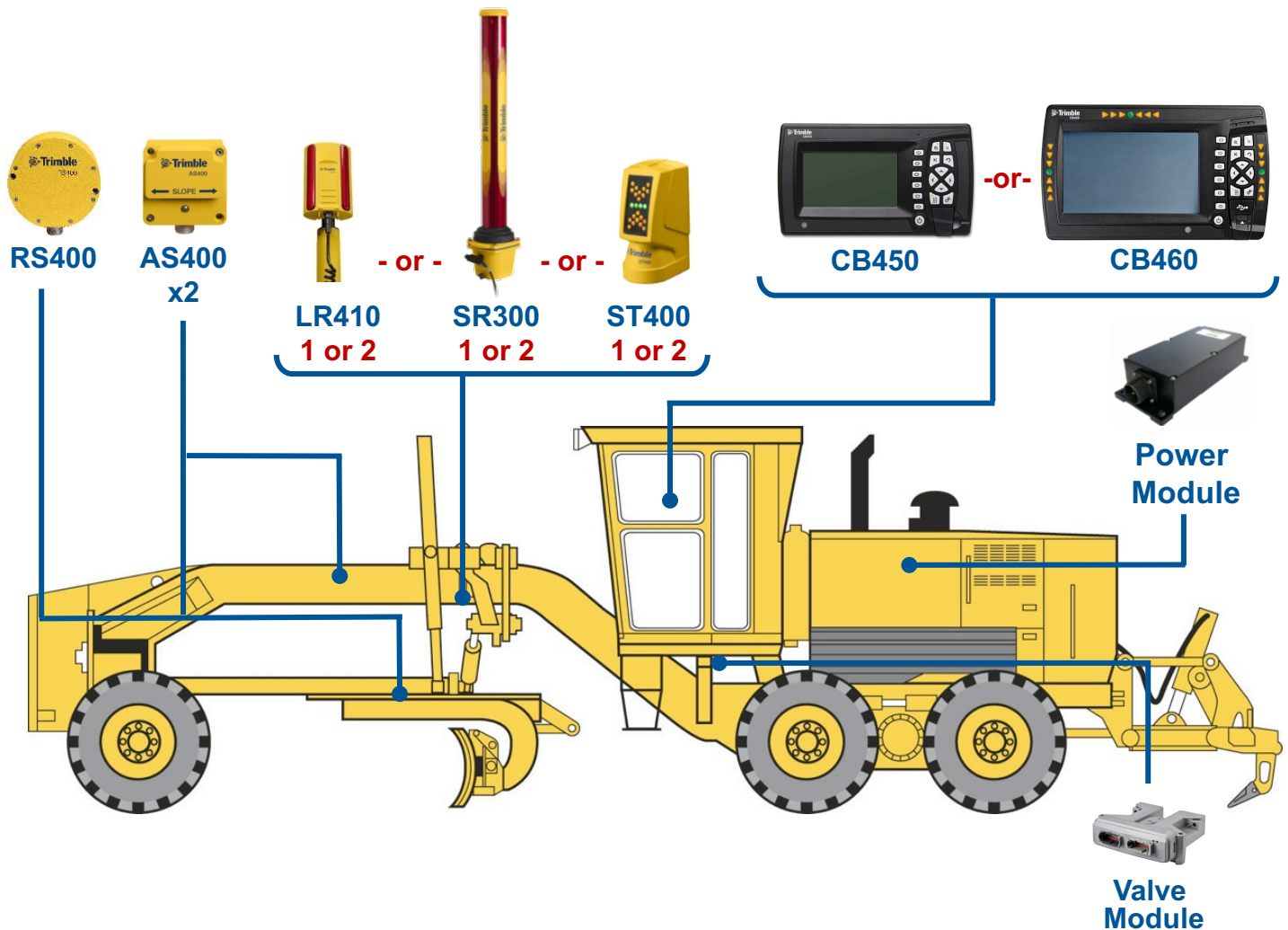



Trimble Grade Control Systems

GCS900 2D for Motor Graders

Key System Features:

- CB450 or CB460 full-color graphical control box with internal lightbars – 2D or 3D capable
- Simple cross slope-only configurations to combinations of single/dual laser and single/dual sonic tracers
- Lift and tilt automatic blade control control for controlling both the elevation and slope of the blade
- Angle sensors capable of 100% slopes
- Left and right auto/manual and offset switches
- On-machine components are portable between machine types, without software/firmware upgrades
- On-machine components are modular and can be added or removed depending upon application
- 3-5 mm (1-2/100's) vertical accuracies
- Systems are easily upgradeable to 3D





Trimble Grade Control Systems

GCS900 3D for Motor Graders

Trimble offers the heavy and highway contractor the broadest range of Grade Control Systems in the industry. From 2D laser or sonic based to 3D GNSS or Total Station based, Trimble systems are rugged, easy to use, fully upgradeable and portable, and flexible enough to meet a wide range of application and jobsite requirements.

The Trimble® GCS900 Grade Control System with automatic blade control maximizes motor grader performance. Whether grading simple pads and slopes or complex design surfaces and alignments the operator can get to grade at high speeds, without sacrificing grade control accuracy or quality of the final graded surface.

Trimble GCS900 - 3D Motor Grader Configurations

Configuration	Application
Single GNSS and Cross Slope	Roads/highways - rough grading Large earthmoving projects - dams, reclamation Landfills/ waste deposits Commercial/residential site prep - pads, grading for large slabs Land reclamation projects
Dual GNSS	Bulk earthworks Roads/highways/railways - rough grading Landfills, waste deposits, projects with steep slopes Commercial/residential site prep - complex design Embankments, retention ponds
Single / Dual GNSS with Laser Augmentation	Roads/highways/railways – fine grading Airport construction – runways, tarmacs Commercial/residential site prep - complex designs, slabs, pads
Universal Total Station and Cross Slope	Roads/highways/railways – finished grading Airport construction – runways, tarmacs Commercial/residential site prep - complex designs Subdivisions - pads, local infrastructure

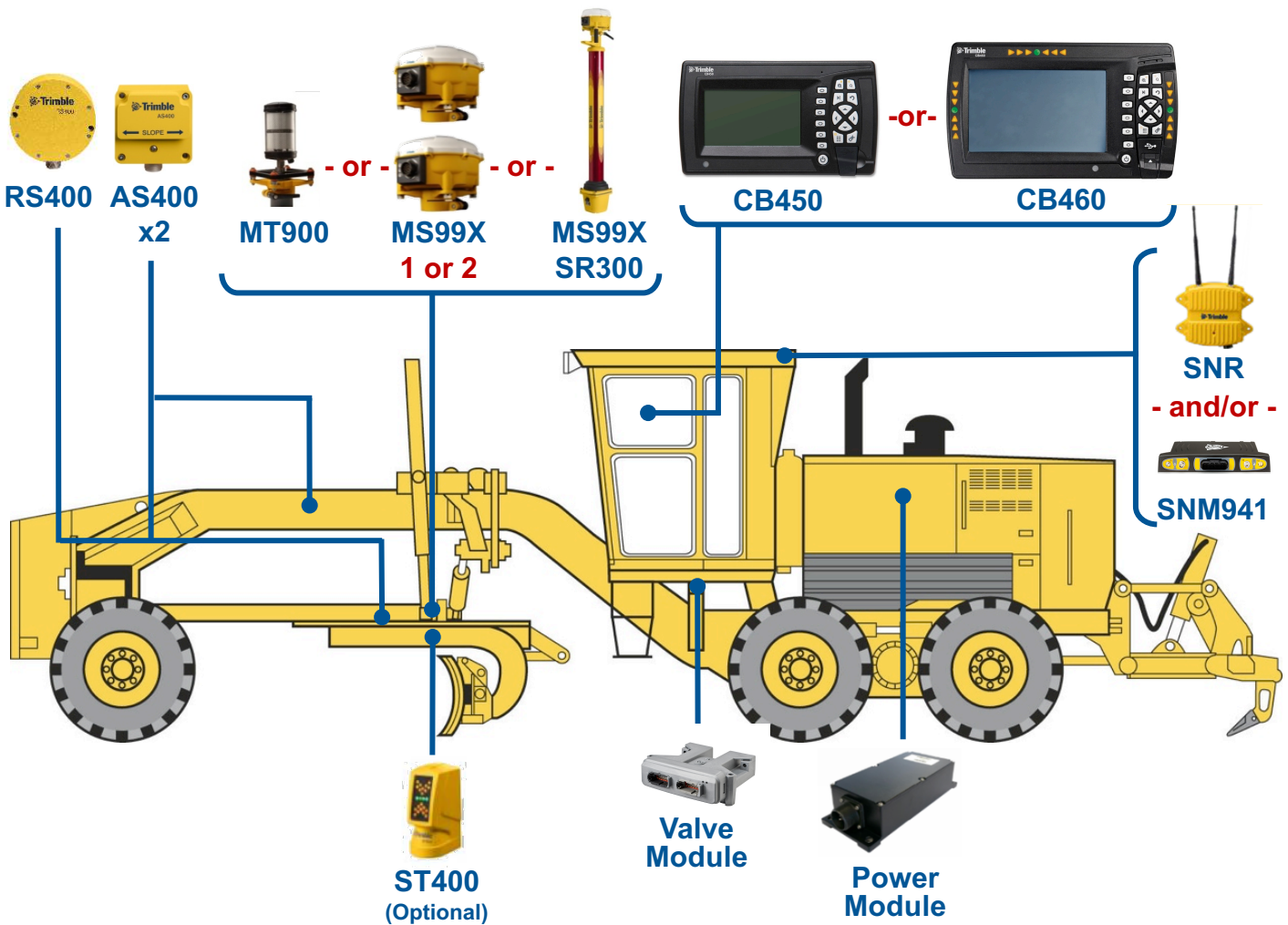


Trimble Grade Control Systems

GCS900 3D for Motor Graders

Key System Features:

- CB450 or CB460 full-color graphical control box with internal lightbars – 2D or 3D capable
- On-machine software available in 25 languages, configurable on-the-fly, with a button press
- Integrated smart GNSS antenna, cab and blade mountable, quick release mounting for removal
- Indicate or automatic blade control configurations
- Auto-sideshift of the motor grader blade supported
- Dual GNSS blade mounted solution provides the most versatile grading solution on the market
- On-machine components are portable between machine types, without software/firmware upgrades
- On-machine components are modular and can be added or removed depending upon applications
- Multiple system configurations for fine and finished grade applications, depending on project requirements – GNSS with Laser Augmentation and Universal Total Station based solutions
- Global solutions for two-way data transfer or synchronization of data between machine and office





Trimble Grade Control Systems

GCS900 3D for Motor Graders

<p>For the GCS900 2D AND For the GCS900 3D with Laser Augmentation</p>	<p>For the GCS900 3D with GNSS OR GNSS and Laser Augmentation</p>	<p>For the GCS900 3D with MT900</p>
 <p>GL722 Grade Laser</p>	 <p>GNSS Base Station</p>	 <p>Universal Total Station</p>